



**TECHNICAL
SHEET**



CR-4000S

ELECTRIC CRIMPING & DECAPPING STATION

CHARACTERISTICS & ADVANTAGES :

Our CR-4000S crimping station combines adjustable power with ultra-fast reproducible crimping.

- Suitable for all models of closures on the market
- Allows crimping in automatic and semi-automatic mode
- Continuously-welded 316L stainless-steel case
- Colour touch screen
- Displays model of vial selected
- Automatic presetting of crimping height and force according to the type of vial and closure used.
- Recommended for aluminium and steel caps (CtC - Combi PAL)
- Built-in power supply
- Sturdy and reliable
- Safety work area with electronic barriers
- Easy, effortless use
- Fitted with high-performance, ultra-fast drive system allowing the crimping parameters to be accurately and reproducibly adjusted
- Linear displacement of the crimping head
- Secure, reproducible crimping just by pressing the "start cycle" button.
- Ideally suited for crimping and decapping magnetic steel caps.
- Fast, easy head changing without tools
- Does not require the use of compressed air or charging of electrical batteries.
- Fast, easy electric actuator replacement.
- Ergonomic, easy-to-use station
- The operator is not subjected to the weight and imprecision of conventional instruments used at arm's length.
- Remote control (Option)



The CR-4000S is versatile, stable, and allows the crimping and decapping force to be adjusted precisely. The interchangeable crimping or decapping heads are easily fitted without tools and are specially suited for crimping and decapping aluminium and steel caps with diameters of 8, 11, 13, and 20 mm, as well as 13, 15, 18, and 20 mm FEA pumps.







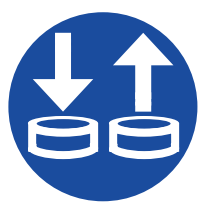



The force setting can be adjusted progressively using a potentiometer or an electronic controller, according to the hardness of the seals and the type of caps used.

Automatic setting of crimping height and force according to the type of vial and closure used.

The CR-4000S is compatible with aluminium standard caps, safety caps used in Headspace, magnetic steel caps, and flip-off caps.

The crimping force is much higher than using conventional hand-operated crimpers, either pneumatic or fitted with a battery (limited by its life or state of charge). The crimping head is displaced using linear guidance.

DESCRIPTION	CAT. No.
Crimptronic CR-4000S electronic crimping station (Complete station less crimping head)	CR-4000S
ACCESSORIES	CAT. No.
Precision stainless-steel adaptor for XX Ø vials Produced on request according to diameter of vial	ADXX

	Force adjustable according to the type of caps and seals		Increased stability and movable
	Requires only a simple 230 V / 50 Hz supply		Average rate 750 vials / hour
	Crimping for all types and sizes of vials		Compact Can be installed on table or lab bench H 60 cm x W 32 cm x D 42 cm
	Allows crimping and decapping		French manufactured
	Machine can be repaired for 10 years		Cycle time: 0.75 sec

 **Don't hesitate to contact us for further details**



* **Note :** Accessories | Safety covers for crimping/decapping heads. Whether or not a cover is used does not affect the crimp quality but will allow you to use the unit in complete safety.

THE CONDENSED

Average rate / hour

Can Crimp
Can Decrimp

Dimensions (cm)
(H x W x D)

Weight (Kg)

CR-1
CR-100



350



21 x 4/6 x 8

0,45

CR-1000



400



50 x 16 x 20

10

CR-4000



450



60 x 22 x 28

19

CR-4000S



750



60 x 32 x 42

30

CR-4000SL



550



70 x 32 x 43

30

CR-5000



750



60 x 27 x 33

22

CR-5000S



750



60 x 32 x 42

30

CR-6000



900



56 x 43 x 49

37

RO-4000



360



52 x 32 x 43

29



Installation Qualification
& Operational Report &
Protocol












Made in France



Machine can be
repaired for
10 years

CHOOSE THE HEAD ACCORDING THE CAPS

Kind of caps Can be crimped or decrimped	Characteristics	Crimping head
 <p>Flip-Off Can be crimped or decrimped^{*(1)}</p>	<p>Equipped with a plastic cover that protrudes from the aluminum part</p>	<p>Ref. ending with -FLO TS11FLO, TS20FLO, ...</p>
 <p>Flip-Tear-Up Can be crimped</p>	<p>Equipped with a plastic cover that protrudes from the aluminum part AND a tab</p>	<p>Ref. ending with -FTU TS13FTU, TS20FTU, ...</p>
 <p>Flush-Side Can be crimped or decrimped^{*(1)}</p>	<p>Equipped with a plastic cover which is flush with the aluminum part</p>	<p>Ref. ending with -FS TS13FS, TS20FS, ...</p>
 <p>Central hole Can be crimped or decrimped^{*(1)}</p>		<p>Ref. classic without termination TS08, TS11, TS20, ...</p>
 <p>Central tear-off lid Can be crimped or decrimped^{*(1)}</p>		<p>Ref. classic without termination TS20, ...</p>
 <p>Fully tearable Can be crimped or decrimped^{*(1)}</p>		<p>Ref. classic without termination TS20, ...</p>
 <p>Magnetic Can be crimped or decrimped^{*(1)}</p>		<p>Ref. classic without termination TS11, TS20, ...</p>
 <p>Bi-metal Can be crimped or decrimped^{*(1)}</p>		<p>Ref. classic without termination TS11, TS20, ...</p>
 <p>FEA Pump Can be crimped</p>		<p>Ref. ending with -FEA TS15FEA, TS16FEA, TS20FEA, ...</p>

* (1) The caps that can be decrimp are decrimped using heads whose reference does not have a specific termination. For example, to decrimp a Ø20mm flip-off caps, you must manually remove the plastic cover and then you can decrimp using a decrimping head (TDØ) (TD08, TD11, TD13, TD20 , ...)

OPTIONS COMPATIBILITY

OPTION	DESCRIPTION	CR-1000	CR-4000	CR-5000	CR-6000	...
Option «A»	LCD display with 5 adjustable levels and total counter		X			
Option «C»	Electric cycle / total counter		X			SC-4000
Option «D»	Two-position sliding guide mounted on ball screw			X		
Option «I»	316 L stainless-steel case	X	X	X	X	SC-4000
Option «L»	Wide working area opening. Particularly suitable for using 50 and 100 ml vials, the area is protected by 3 IR sensors		X			SC-4000
Option «T»	Temperature probe		X	X		SC-4000
Option «USB»	Option "USB" Machine control by microprocessor, with USB link Force curves can be saved Configuration and saving of the various force levels according to the type of closure. Statistics and monitoring of the number of crimping and decapping operations performed, the average force applied, usage time Any other functions can be produced upon request (Statistics, operation, display, etc.)		X			
Option «V»	Fan (recommended for intensive use)		X	X		SC-4000
CT-6000	Electrical transport, guidance, and positioning system for automatic cap fitting				X	
Option «R»	Networking using a server for statistical monitoring of manufacturing batches			CR-5000S	CR-6000	
Option «PCD»	Remote control			CR-5000S	CR-6000	RO-4000

On request, we can realize other options or specific adaptations

TORQUING HEAD FOR SC-4000	CAT. No.
Torquing head for DIN 18 neck	TV18
Torquing head for DIN 20 neck	TV20
Torquing head for DIN 22 neck	TV22
Torquing head for DIN 24 neck	TV24

CRIMPING HEAD	CAT. No.	COVER*
Crimping head for 8 mm Ø caps	TS08	CAO08S
Crimping head for 11 mm Ø caps	TS11	CAO11S
Crimping head for 13 mm Ø caps	TS13	CAO13S
Crimping head for 13 mm Ø overflowing flip-off caps	TS13FLO	CAO13FLOS
Crimping head for 13 mm Ø flip-off with tongue caps	TS13FTU	CAO13FTUS
Crimping head for 13 mm Ø not-overflowing flip-off caps	TS13FS	CAO13FSS
Crimping head for 20 mm Ø caps	TS20	CAO20S
Crimping head for 20 mm Ø overflowing flip-off caps	TS20FLO	CAO20FLOS
Crimping head for 20 mm Ø flip-off with tongue caps	TS20FTU	CAO20FTUS
Crimping head for 20 mm Ø not-overflowing flip-off caps	TS20FS	CAO20FSS
Crimping head for 28 mm Ø caps	TS28	CAO28S
Crimping head for 32 mm Ø caps	TS32	CAO32S
Crimping head for 32 mm Ø overflowing flip-off caps	TS32FLO	CAO32FLOS
Crimping head for 32 mm Ø not-overflowing flip-off caps	TS32FS	CAO32FSS



Add «-I» after the reference of the standard cover to benefit from the stainless steel finish

* **Note :** Accessories | Safety covers for crimping/decapping heads. Whether or not a cover is used does not affect the crimp quality but will allow you to use the unit in complete safety.

DECAPPING HEAD	CAT. No.	COVER*
Decapping head for crimp-top vials using an 8 mm Ø neck	TD08	CAO08D
Decapping head for crimp-top vials using an 11 mm Ø neck	TD11	CAO11D
Decapping head for crimp-top vials using an 13 mm Ø neck	TD13	CAO13D
Decapping head for crimp-top vials using an 20 mm Ø neck	TD20	CAO20D

HOLDING HEAD FOR CAPS ROLLTRONIC RO-4000	CAT. NO.
Holding head for 13 mm Ø caps	TM-RO-13
Holding head for 13 mm Flip-Off Ø caps (overflowing)	TM-RO-13FLO
Holding head for 13 mm Flip-Off Ø caps (not overflowing)	TM-RO-13FS
Holding head for 13 mm Flip-Off Ø caps (flat surface)	TM-RO-13OVB
Holding head for 20 mm Ø caps	TM-RO-20
Holding head for 20 mm Flip-Off Ø caps (overflowing)	TM-RO-20FLO
Holding head for 20 mm Flip-Off Ø caps (not overflowing)	TM-RO-20FS
Holding head for XXØ caps Manufactured on request (Ø & specificity of the caps)	TM-RO- XX

PRECISION ADAPTOR FOR VIALS ROLLTRONIC RO-4000	CAT. NO.
Precision stainless-steel adaptor for XXØ vials Manufactured on request (Ø & Height of the vials)	AD-RO- XX



Burn both sides of your security cover with the text of your choice !

example :



The quality of your crimping varies depending on several criteria :

- the height of the vial neck
- the type of neck (DIN or HS)
- seal thickness (from 0.25 mm to 3.25 mm)
 - height of the cap
 - the force applied

Poor crimping can be indicated by :

- a bulging cap and a deformed seal preventing proper sampling
- a cap that turns on the vial; it is not perfectly pressed down onto the vial and the crimp is not hermetically sealed

For Headspace analyses in particular, vial sealing affects the reproducibility of the result. Certain autosamplers like the CTC use magnetic caps that require perfectly flat crimping, to allow the vial to be transported using a magnet.

PRACTICAL TIPS:

It is easy to recognize a non-compliant crimp from the following points :

- the crimp cap appears convex
- the side of the cap is deformed
- the seal appears concave

Perfect crimp					
Vial cap surface flat	Edges of aluminium cap not fitting snug against the vial neck	Convex deformation of the crimp caps	Cap sides-deformed	Concave deformation of the seals	Cap edges rounded / Convex deformation of the crimp caps / Seal sticking up
Septum surface flat					
Even crimping of crimp cap side walls	Crimping too weak	Crimping too strong	Crimping too strong	Crimping too strong	Crimping too strong
Sides of the cap flat, undamaged					

DON'T HESITATE TO CONTACT US :

Monday to Friday
09:00 am - 12:00 am
02:00 pm - 06:00 pm

ACTION EUROPE
43, rue des Violettes
68390 Sausheim
France

+33 (0) 389 456 216

Sales Director :
info@actioneurope.fr

General information :
guillaume.gargowitsch@actioneurope.fr

www.vialcrimpstation.com
www.actioneurope.fr

